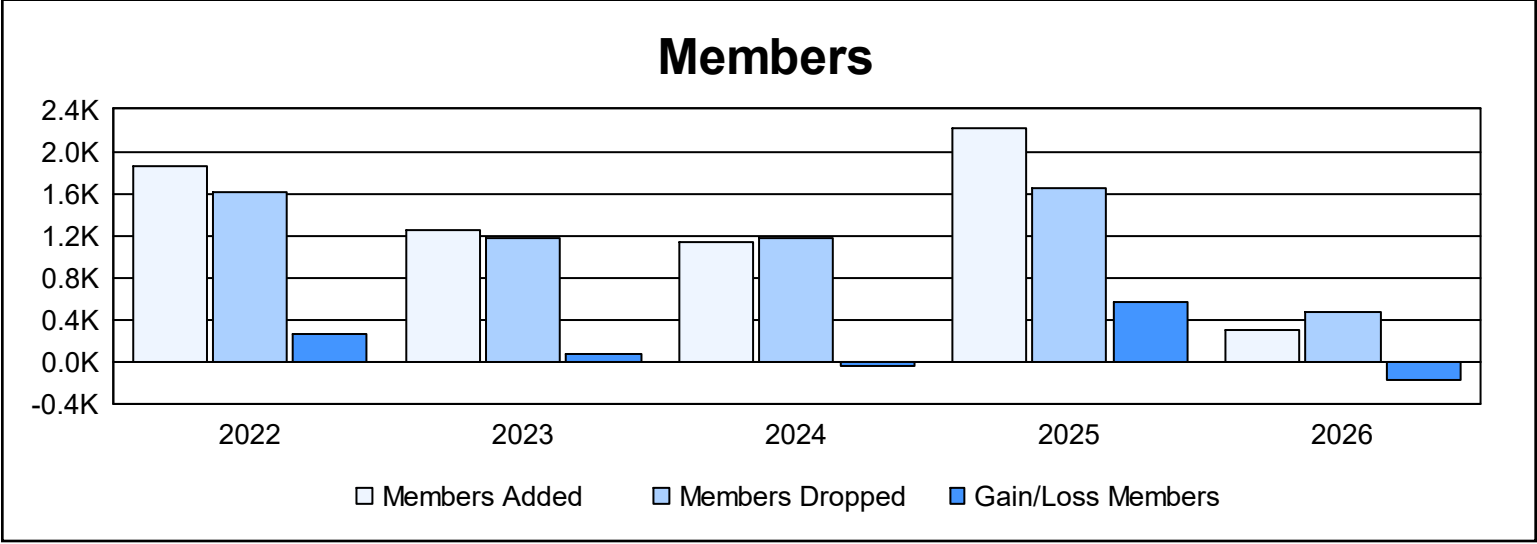
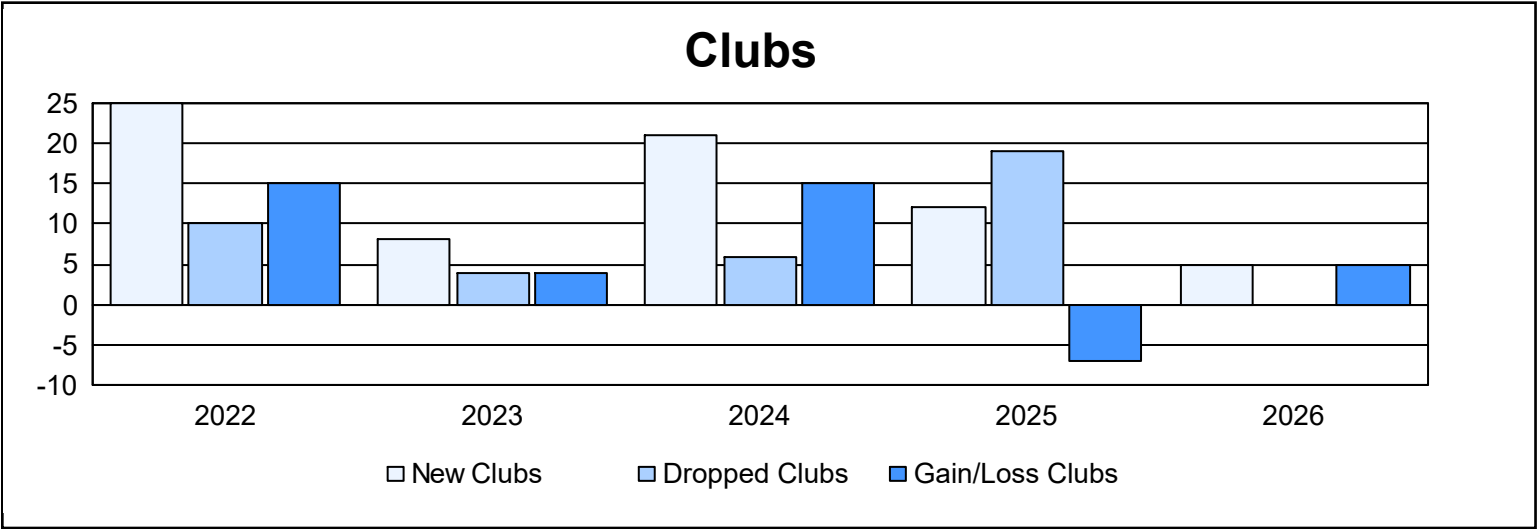
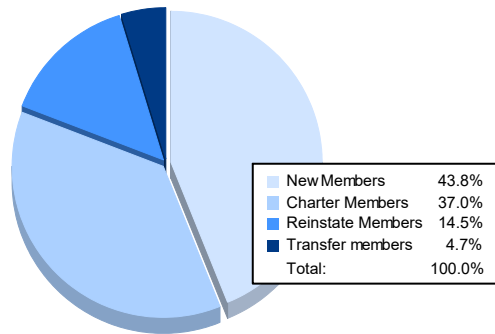


Year	New Clubs	Dropped Clubs	Gain/ Loss Clubs	New Members	Charter Members	Reinstate Members	Transfer Members	Total Member Added	Total Members Dropped	Gain/ Loss Members
2021-2022	25	10	15	873	812	142	40	1,867	1,613	254
2022-2023	8	4	4	600	472	134	37	1,243	1,166	77
2023-2024	21	6	15	433	566	104	25	1,128	1,174	-46
2024-2025	12	19	-7	1,017	645	413	137	2,212	1,641	571
2025-2026	5	0	5	130	110	43	14	297	465	-168
Average	14	8	6	611	521	167	51	1,349	1,212	138



Membership Composition September 2025 Cumulative



Gender Composition September 2025 Cumulative

